




NCUA

National Credit Union Administration

Accessing the Ransomware Readiness Assessment (RRA)

October 2021

[This page intentionally left blank]





Accessing the Readiness Ransomware Assessment • 2021

Table of Contents

Accessing Ransomware Readiness Assessment	2
• Beginning from “My Assessments”	2
Figure: New Assessment	2
Figure: Assessment Options.....	3
Figure: Assessment Information.....	3
Figure: Select Ransomware Readiness Assessment	4



Accessing Ransomware Readiness Assessment

Beginning from “My Assessments”

To use the RRA first follow the ACET installation instructions to properly install ACET.

Then do the following:

1. Start the ACET application
2. Start a new assessment

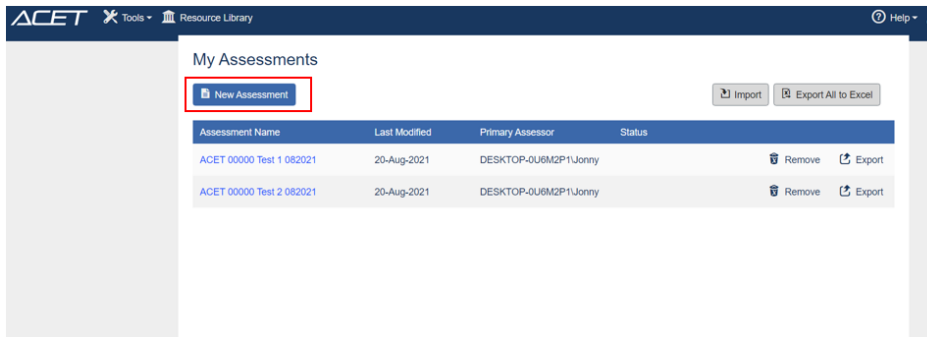


Figure: New Assessment

3. Unselect “ACET Only” From “Assessment Options” and click Next

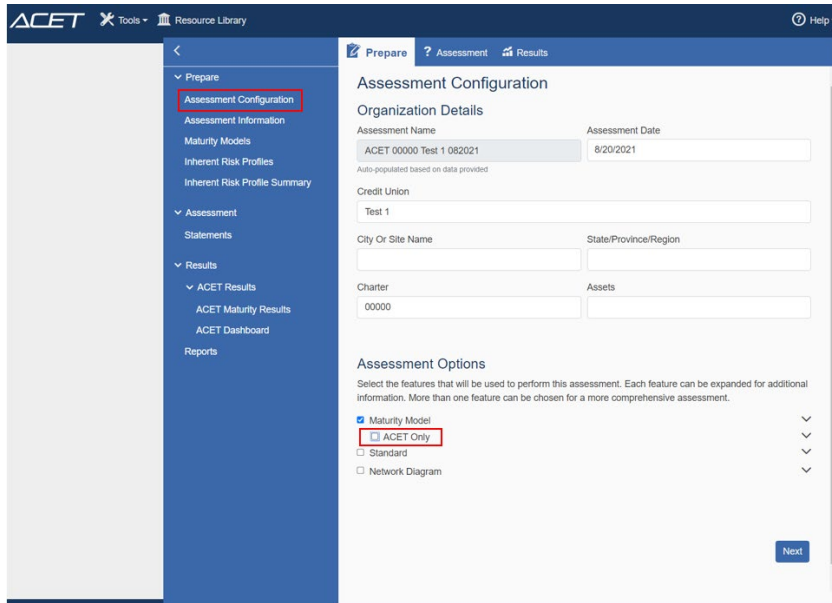


Figure: Assessment Options

4. Click Next through the Assessment Information, Contacts section

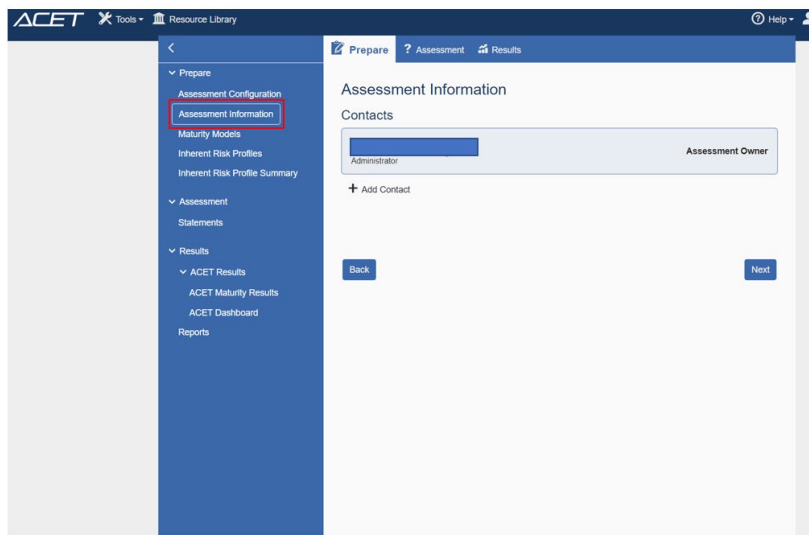


Figure: Assessment Information



5. Select Ransomware Readiness Assessment from the Maturity Model screen

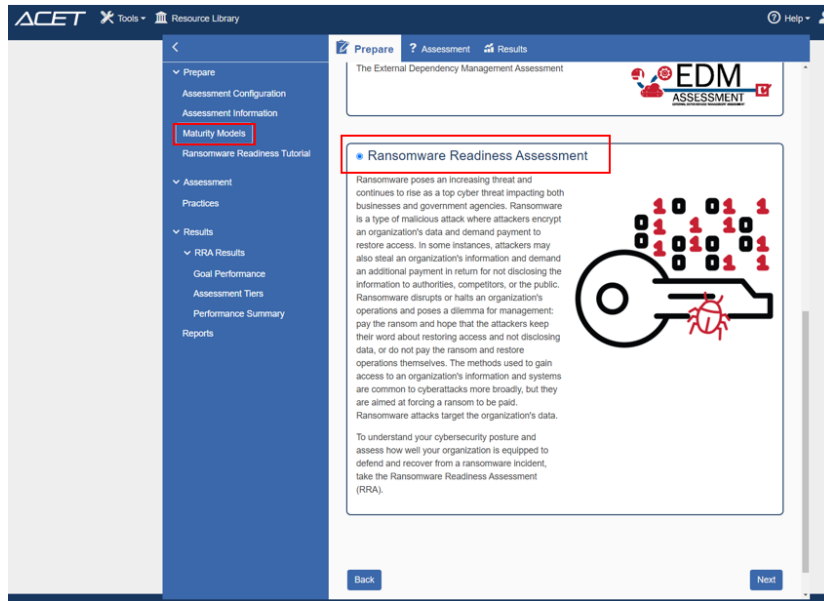


Figure: Select Ransomware Readiness Assessment

6. Now you are set to complete the RRA assessment. Review the tutorial for additional instruction.